

## Confecção do material

Abaixo, apresentamos algumas alternativas para a produção de material que permitirá resolver este desafio interativamente.

- **Primeira opção**

Impressão: No final deste arquivo disponibilizamos duas versões para impressão.

- Anexo 1 e 2: Versão colorida;
- Anexo 3 e 4: Versão em preto e branco.

- **Segunda opção**

**Materiais necessários:**

Tabuleiro: Papelão ou qualquer papel que dê firmeza.

Ilustração do Tabuleiro: Papel branco/colorido.

Fichas: Papel branco com desenhos dos animais do desafio.

Extras: Caneta hidrocor, lápis de cor, cola branca e tesoura.

**Instruções:**










Na base do tabuleiro, cole um papel e nele desenhe uma fazenda com um curral.

Recorte 3 cópias de cada animal desenhado separadamente.


Observe que estas são apenas algumas dicas. Use a imaginação e confeccione o material para resolver o desafio. Divirta-se!

*Elaborado por Aniura Milanés Barrientos,  
Carmen Rosa Giraldo Vergara,  
Leandro Augusto Rodrigues Araújo,  
Nora Olinda Cabrera Zúñiga,  
e Taciany da Silva Pereira.*










Anexo 1



## Anexo 2



Anexo 3



## Anexo 4

