

Confecção do Material

Abaixo, apresentamos algumas alternativas para a produção de material que permitirá resolver este desafio interativamente.

- **Primeira opção**

Impressão: No final deste arquivo, disponibilizamos duas versões para impressão.

- Anexo 1: Versão colorida;
- Anexo 2: Versão em preto e branco.

- **Segunda opção**

Materiais necessários:

Lâmpadas: Folhas de papel, lápis preto, caneta hidrocor ou lápis de cor.

Instruções:

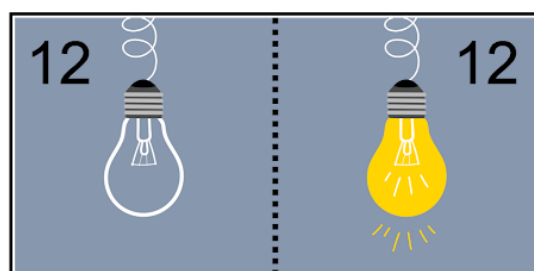

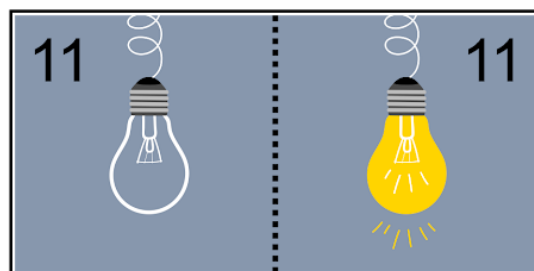

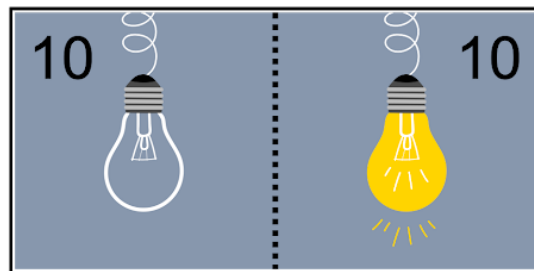







Fazer o desenho das lâmpadas como proposto no Anexo 1.

Observe que estas são apenas algumas dicas. Use a imaginação e confeccione o material para resolver o desafio. Divirta-se!

*Elaborado na UFMG por Aniura Milanés Barrientos,
Bianca Silva Andrade,
Carmen Rosa Giraldo Vergara,
Leandro Augusto Rodrigues Araújo,
Nora Olinda Cabrera Zúñiga,
e Taciany da Silva Pereira Melo.*

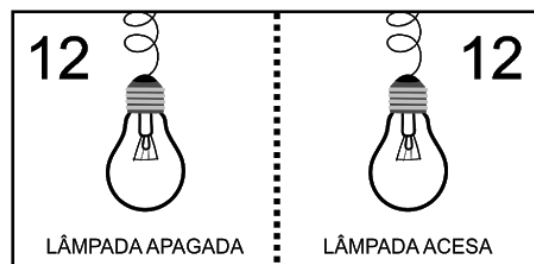
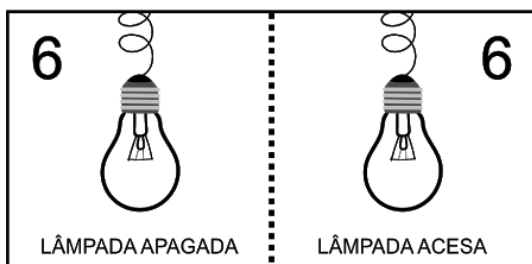
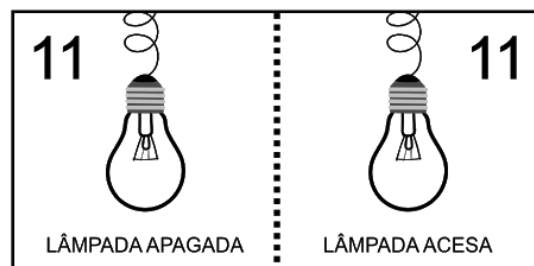
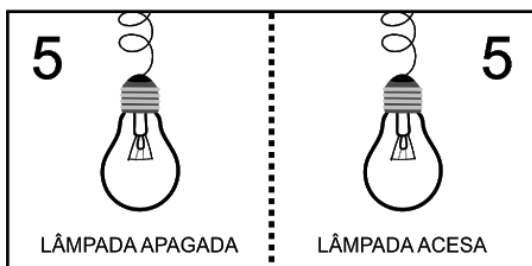
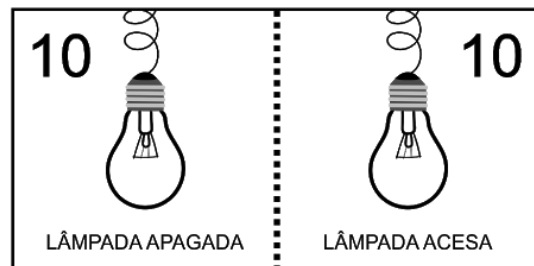
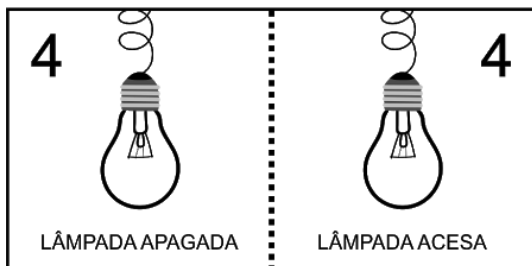
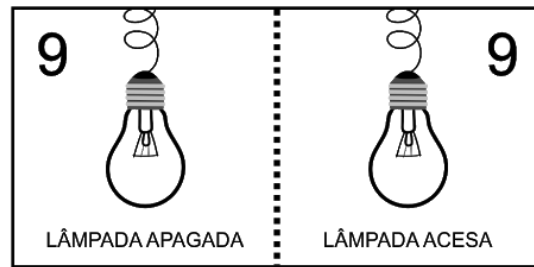
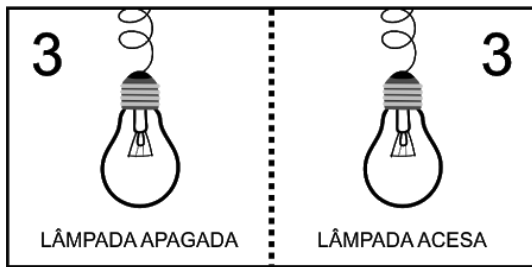
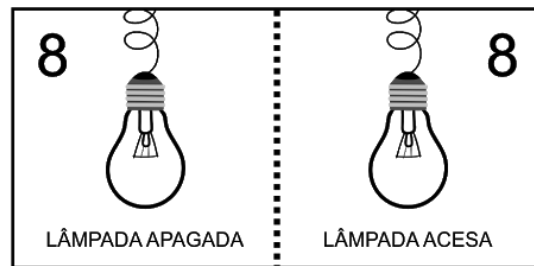
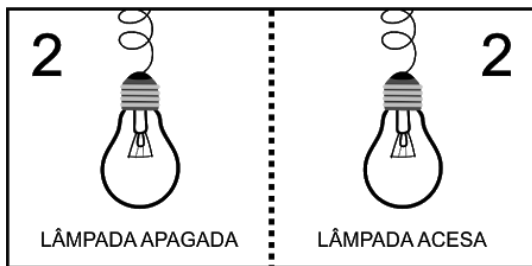
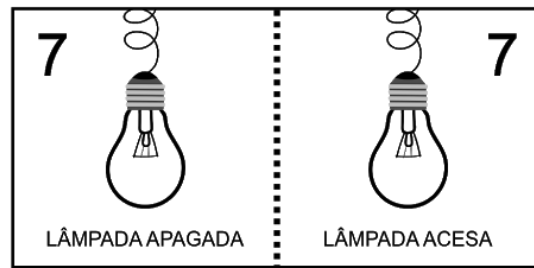
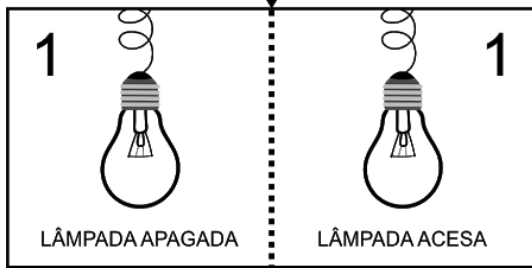
Anexo 1

DOBRE AQUI



Anexo 2

DOBRE AQUI



Imagens adaptadas de:

https://br.freepik.com/vetores-gratis/ilustracao-de-nuvem-seguranca-icone_2609998.htm